

Report Selections:

School:	Lincoln Academy Elementary	School Year:	2018-2019
Grade:	All Grades	Assessment:	MAP Growth General Science 3-5

All	Fall to Winter		Winter to Spring		Fall to Spring	
	Number	MGP	Number	MGP	Number	MGP
All Students	81	80	79	71	79	80

Gender	Fall to Winter		Winter to Spring		Fall to Spring	
	Number	MGP	Number	MGP	Number	MGP
Female	43	84	42	69	42	83
Male	38	66	37	73	37	77

GT	Fall to Winter		Winter to Spring		Fall to Spring	
	Number	MGP	Number	MGP	Number	MGP
Gifted/Talented	11	*	11	*	11	*
Not Gifted/Talented	70	78	68	71	68	79

FRL	Fall to Winter		Winter to Spring		Fall to Spring	
	Number	MGP	Number	MGP	Number	MGP
Free Reduced Lunch	18	*	18	*	18	*
Not Free Reduced Lunch	63	84	61	71	61	80

ELL	Fall to Winter		Winter to Spring		Fall to Spring	
	Number	MGP	Number	MGP	Number	MGP
Not ELL	73	82	71	70	71	79
NEP	0	*	0	*	0	*
LEP	3	*	3	*	3	*
FEP M1	2	*	2	*	2	*
FEP M2	0	*	0	*	0	*
FEP E1	2	*	2	*	2	*
FEP E2	1	*	1	*	1	*
FELL	0	*	0	*	0	*

Ethnicity	Fall to Winter		Winter to Spring		Fall to Spring	
	Number	MGP	Number	MGP	Number	MGP
Am. Indian	0	*	0	*	0	*

Notes:

1. MGP = Median Growth Percentile.
2. * = MGP is not shown for groups of students less than 20.
3. ** = Redacted to protect student data privacy.

Report Selections:

School: Lincoln Academy Elementary
Grade: All Grades





School Year: 2018-2019
Assessment: MAP Growth General Science 3-5

IEP	Fall to Winter		Winter to Spring		Fall to Spring	
	Number	MGP	Number	MGP	Number	MGP
IEP	9	*	10	*	10	*
No IEP	72	77	69	74	69	80

504	Fall to Winter		Winter to Spring		Fall to Spring	
	Number	MGP	Number	MGP	Number	MGP
504 Plan	2	*	3	*	3	*
No 504 Plan	79	80	76	74	76	81

Grades	Fall to Winter		Winter to Spring		Fall to Spring	
	Number	MGP	Number	MGP	Number	MGP
Grade 5	81	80	79	71	79	80

Asian	2	*	2	*	2	*
Black	2	*	2	*	2	*
Hispanic	19	*	19	*	19	*
White	56	84	54	68	54	80
Multi	2	*	2	*	2	*
Pacific Islander	0	*	0	*	0	*

Cutpoints	
at or above 65	
below 65 but at or above 50	
below 50 but at or above 35	
below 35	

Notes:

1. MGP = Median Growth Percentile.
2. * = MGP is not shown for groups of students less than 20.
3. ** = Redacted to protect student data privacy.