

Lincoln Academy Principal's Report to the Board June 2021



The mission of Lincoln Academy is to help all students attain their highest social and academic potential through an academically rigorous, content-rich educational program in a safe, orderly, and caring environment.

COVID Response Update

- We made it to the end of the school year without having to quarantine any more classes
- A total of 16 classes had to be quarantined throughout the year
- For students and staff that did not have to quarantine we were in school 152 out of 175 days (23 days distance learning)
- 34 students tested positive for COVID during the school year - 4.7% of our total student population
- 12 staff members tested positive for COVID
- We will continue to watch what is published by the Jefferson County Public Health recommendations for schools in the fall

Projected Student Enrollment for 2021-2022

Grade	Number Currently Enrolled 2020-21	Projected Class Size for 2021-22	Number Currently Enrolled for 2021-22	Total Number of Open Enrollment Applications Received through 6-4-2021
K	78	88	88	182
1	84	88	87	37
2	80	84	84	32
3	80	84	84	23
4	83	84	85	23
5	81	84	86	23
6	84	84	86	42
7	79	84	85	26
8	77	75	74	14
Totals	726	755	759	402

- Our waitlist numbers increased by 22 applicants since my report
- We have two families that have chosen Jeffco's virtual option for next year (4 total students)

- Our enrollment secretary will continue to monitor waitlists and class enrollment over the summer, however, there will not be much movement again until the beginning of August.

Suspension Data

Year	# of Suspensions	% of Suspensions based on student enrollment	# of Incidents	# of Individual Students Suspended	% of students Suspended based on student enrollment	Greatest # of suspensions for 1 student	Greatest # of school days missed due to suspension	Police Contact
2020-21	12	1.7%	7	10	1.4%	2	3	0
2019-20*	31	4.1%	-	24	3.1%	5	3	0
2018-19	31	4.2%	-	24	3.2%	4	3	0

Year	In School	Out of School	Males	Females	Non Caucasian	Caucasian	Grades K-2	Grades 3-5	MS
2020-21	1	11	9	3	1	11	0	1	11
2019-20*	5	26	16	8	8	16	2	8	14
2018-19	16	15	16	8	7	17	2	8	14

*Data collection ended March 13, 2020 due to transitioning to remote learning

Reasons Students have been Suspended

- Detrimental Behavior
- Intimidation/Bullying of another student
- Hazing, harassment of another student
- Behavior off school property (remote student using technology inappropriately)

Students Repeating Grade

Year	# of Students in Full Day Kindergarten	# of Students in ½ Day Kindergarten	# of Students in 1st Grade	Total # of students repeating a grade
2020-2021	5	1	1	7
2019-2020	0	1	1	2
2018-2019	3	5	0	8
2017-18	0	0	4	4

READ Plan Data

As required by the Colorado READ ACT, K-3 students are assessed through three benchmark tests at the beginning of the year, middle of the year, and end of year. Through these assessments, if a child is not reading at grade level and shows a reading deficiency, the student is placed on a READ Plan. These READ Plans are implemented for the purpose of supporting the student in meeting grade level expectations in reading. The plan guides instruction/intervention and will track the monitoring of student progress toward meeting specified goals. The plan will continue until a variety of assessment data indicates that the student consistently meets grade level expectations in reading. READ Plans are separate from the special education process although a student could have an Individual Education Plan (IEP) and a READ Plan. The teacher, parent/guardian and principal have to sign the documentation for initiating a READ Plan.

Grade Level	2019-2020	2020-20201
K	2	9
1st	18	21
2nd	17	17
3rd	9	21
4th	10	8
5th	6	10
6th	13	5
7th	10	11
8th	1	4
Student Totals	86	106
% of total student enrollment	11.3%	14.6%

- 4 out of the 9 Kinder read plans are repeating kindergarten

Summer Reading Program for K-3 students

Each parent received their child's READ progress report with their child's report card. The READ report outlines the student's progress in four levels; blue, green, yellow, and red. Students achieving yellow and red status need strategic and intensive support. While this summer program will be especially helpful for students on the red and yellow level, we know it is beneficial for all students K-3 to have the opportunity to improve their reading skills. Even students scoring green or on grade level can benefit from reading practice over the summer to prevent "summer slide." Therefore, we chose to send home the [summer reading letter](#) to all K-3 families.

Each student received a specialized log-in code to use the Amplify Reading on-line program. This program is dynamic meaning it adjusts to the individual student's needs. The student chooses activities

that focus on differentiated, targeted reading skills and the games adjust in difficulty as he/she plays and progresses. The K-3 team is encouraging families to have their child spend 15-20 minutes using this program 3-5 times a week.

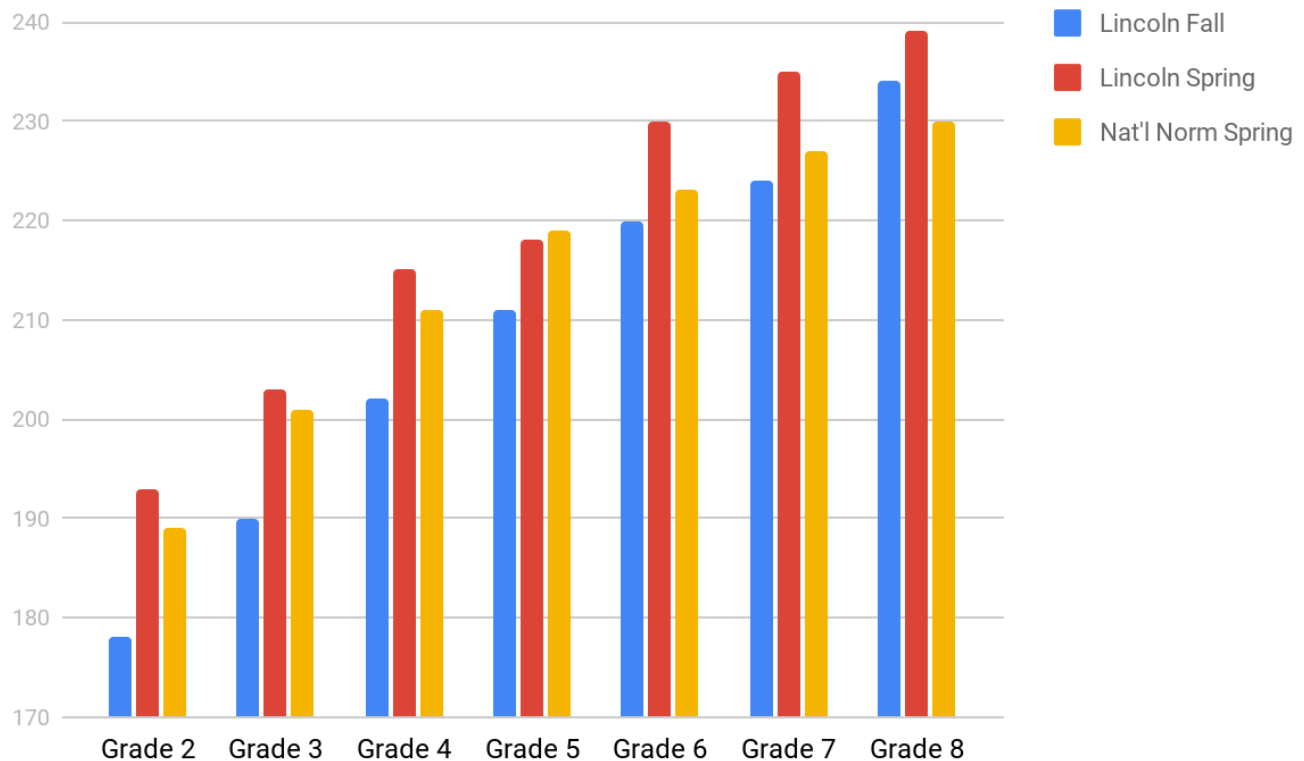
Additionally, families could sign up for the Jeffco Summer Elementary Learning program. This summer learning takes place from June 7-July 16 and focuses on reading and writing. We have 12 Lincoln students that will be participating in this free program.

MAP Spring Growth Results

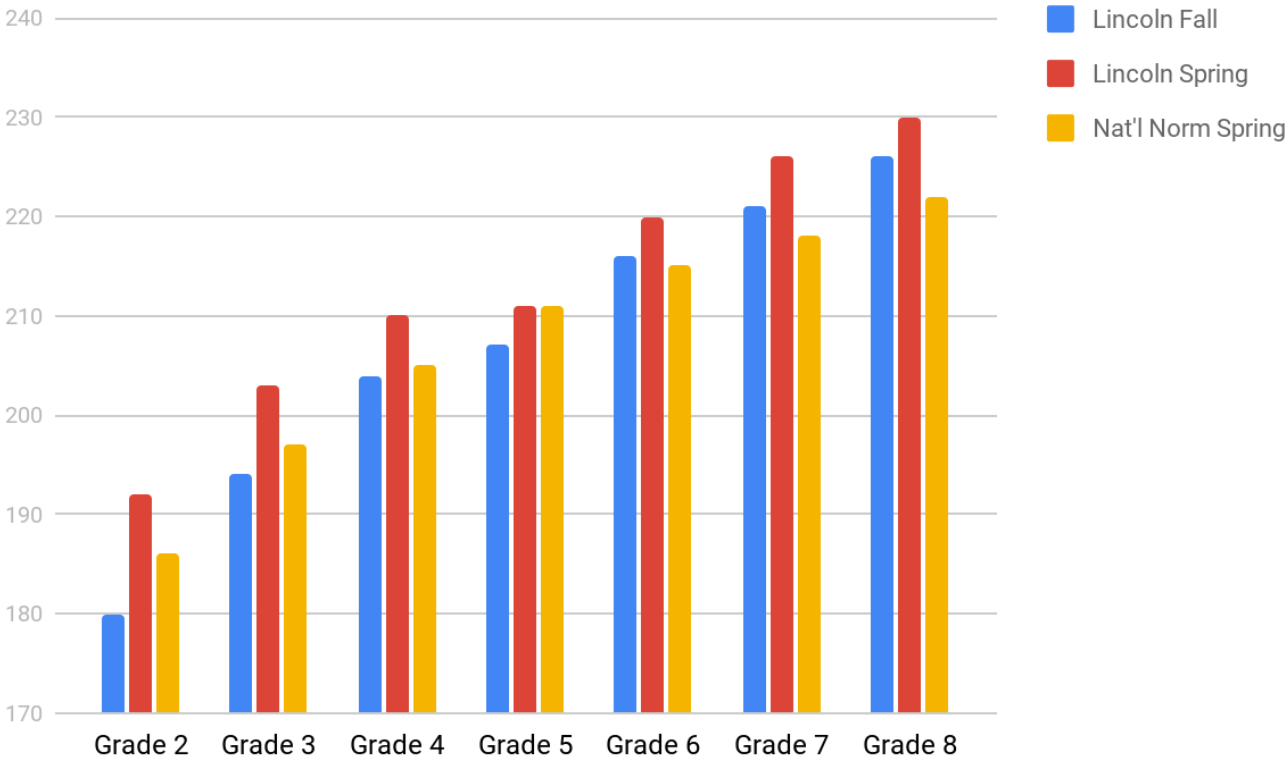
Please see the [Student MAP Growth Summary Report](#) in the June 2021 meeting agendas/minutes board folder for a detail view of the student growth from fall to spring on MAP data.

- According to the Lincoln Academy’s Board of Directors’ Strategic Plan dated 2019-2020 the goal set for student academic growth is for grade levels to be at the **54th percentile** for student median conditional growth.
 - **MATH** - All grade levels except 3rd and 8th achieved the goal of reaching the 54th percentile in the student median conditional growth. 4th grade reached an impressive 70th growth percentile. 2nd, 6th, & 7th grade showed growth above the 60th percentile. These growth numbers fulfill LA’s strategic goals for the 3-year target of maintaining overall growth of 55 percentile-60th percentile.
 - **READING** - Reading conditional growth scores were not as high as math. 7th grade was the only grade level that achieved a growth score over the 54th percentile. 4th and 8th grade were at the 50th percentile or above.

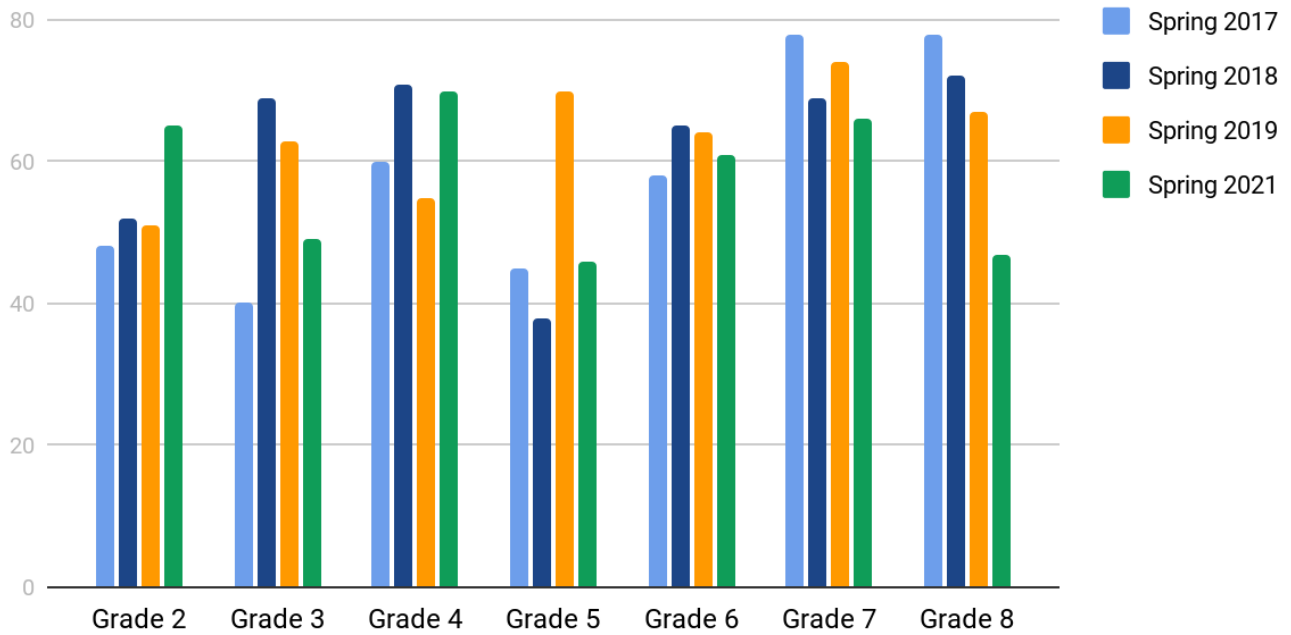
Beginning Of Year & End Of Year 2020 MAP Math RIT Scores



Beginning Of Year & End Of Year 2020 MAP Reading RIT Scores

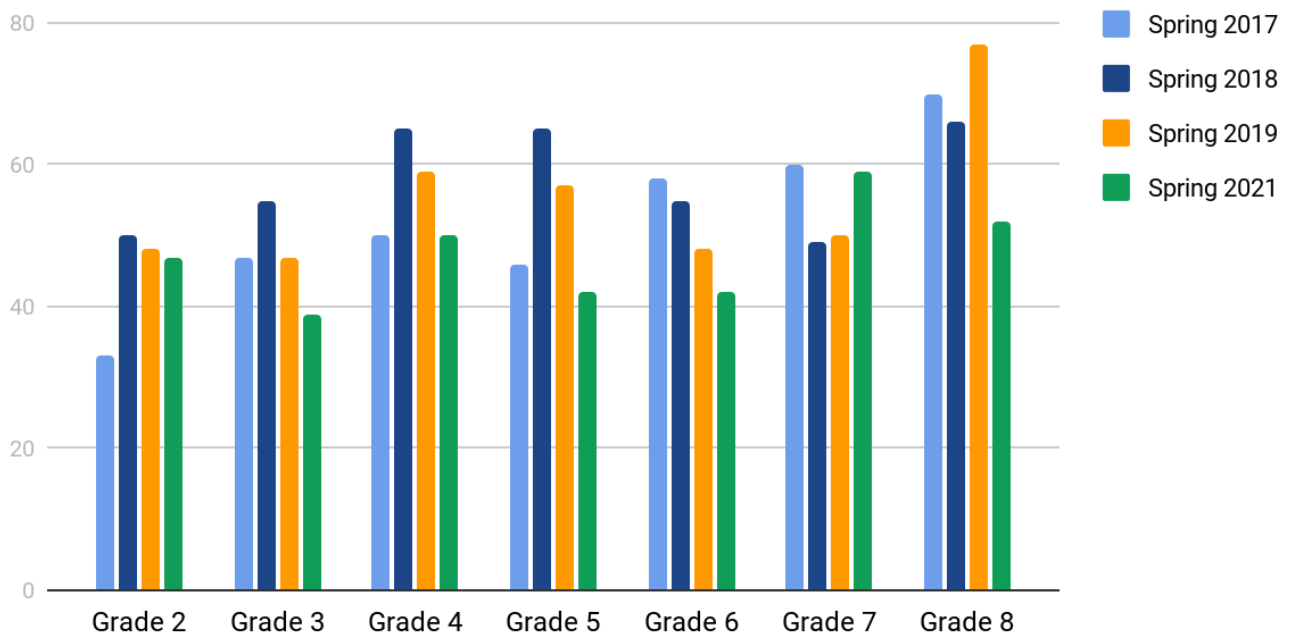


MAP MATH Student Growth Summary Report Year to Year Comparison (Student Median Conditional Growth Percentile)



*No 2020 data as MAP tests were not administered in the spring during all distance learning.

MAP READING Student Growth Summary Report Year to Year Comparison (Student Median Conditional Growth Percentile)



*No 2020 data as MAP tests were not administered in the spring during all distance learning.

Legislative Update

- **Defeat of HB1295**
 - This very harmful bill would have changed the game for charter schools in Colorado. It would have made it virtually impossible for charter schools to ever overturn negative district decisions against them, and as such, the Colorado League of Charter Schools spearheaded a very strong advocacy push against it. This resulted in the bill **being defeated** with a bipartisan 5-4 vote against it in the House Education Committee on Thursday, May 27. Thank you to everyone who sent an email in opposition to this bill. Over 50,000 emails were sent.